

TECHNICAL MANUAL

**ORGANIZATIONAL, DIRECT SUPPORT, AND GENERAL SUPPORT
MAINTENANCE REPAIR PARTS AND SPECIAL TOOLS LISTS
(INCLUDING DEPOT MAINTENANCE REPAIR PARTS AND SPECIAL TOOLS)**

FOR

RECEIVERS, RADIO AN/GRR-23

(NSN 5820-00-123-3937)

AND

AN/GRR-24

(NSN 5820-00-123-3945)

HEADQUARTERS, DEPARTMENT OF THE ARMY

AUGUST 1977

**ORGANIZATIONAL, DIRECT SUPPORT, AND GENERAL SUPPORT
MAINTENANCE REPAIR PARTS AND SPECIAL TOOLS LISTS
(INCLUDING DEPOT MAINTENANCE REPAIR PARTS AND SPECIAL TOOLS)**

FOR

RECEIVERS, RADIO AN/GRR-23

(NSN 5820-00-123-3937)

AND

AN-/GRR-24

(NSN 5820-00-123-3945)

Current as of 15 April 1977

REPORTING OF ERRORS

You can improve this manual by recommending improvements using DA Form 2028-2 (Test) located in the back of the manual. Simply tear out the self addressed form, fill it out as shown on the sample, fold it where shown, and drop it in the mail.

If there are no blank DA Form 2028 (Test) in the back of your manual, use the standard DA Form 2028 (Recommended Changes to Publications and Blank Forms) and forward to the Commander, US Army Electronics Command, ATTN: DRSEL-MA-Q, Fort Monmouth, NJ 07703.

In either case a reply will be furnished direct to you.

*This manual supersedes TM 11 5820-805-24P, 6 December 1972.

Table of Contents

			Page	Illus Figure
SECTION	I	Introduction.....	1	
	II	Repair Parts List.....	5	
Group	00	Receivers, Radio AN/GRR-23 and AN/GRR-24 Receivers, Radio AN/GRR-23 and AN/GRR-24 with Accessories.....	5	1
		Receivers, Radio AN/GRR-23 and AN/GRR-24, Left View.....	7	2
		Receivers, Radio AN/GRR-23 and AN/GRR-24, Top View.....	9	3
		Receivers, Radio AN/GRR-23 and AN/GRR-24, Top View (Rear Side).....	11	4
		Receivers, Radio AN/GRR-23 and AN/GRR-24, Top View (Right Side).....	13	5
SECTION	III	Special Tools List (Not Applicable)		
	IV	National Stock Number and Part Number Index	14	

SECTION I
INTRODUCTION

1. Scope

This manual lists spares and repair parts; special tools; special test, measurement, and diagnostic equipment (TMDE), and other special support equipment required for performance of organizational, direct support, and general support maintenance of the AN/GRR-23 and AN/GRR-24. It authorizes the requisitioning and issue of spares and repair parts as indicated by the source and maintenance codes.

2. General

This Repair Parts and Special Tools List is divided into the following sections:

This Repair Parts and Special Tools List is divided into

a Section II. Repair Parts List. A list of spares and repair parts authorized for use in the performance of maintenance. The list also includes parts which must be removed for replacement of the authorized parts. Parts lists are composed of functional groups in numeric sequence, with the parts in each group listed in figure and item number sequence.

b Section III. Special Tools List Not applicable.

c Section IV. National Stock Number and Part Number Index. A list, in National item identification number (NIIN) sequence, of all National stock numbers (NSN) appearing in the listings, followed by a list, in alphameric sequence, of all part numbers appearing in the listings. National stock numbers and part numbers are cross-referenced to each illustration figure and item number appearance.

3. Explanation of Columns

a Illustration. This column is divided as follows:

(1) *Figure number.* Indicates the figure number of the illustration on which the item is shown.

(2) *Item number.* The number used to identify item called out in the illustration.

b Source, Maintenance, and Recoverability (SMR) Codes.

(1) *Source code.* Source codes indicate the manner of acquiring support items for maintenance, repair, or overhaul of end items. Source codes are entered in the first and second positions of the Uniform SMR Code format as follows:

<i>Code</i>	<i>Definition</i>
-------------	-------------------

PA	Item procured and stocked for anticipated or known usage.
----	---

XD	A support item that is not stocked. When required, item will be procured through normal supply channels.
----	--

NOTE

Cannibalization or salvage may be used as a source of supply for any items source coded above except those coded XA and aircraft support items as restricted by AR 700-42.

(2) *Maintenance code.* Maintenance codes are assigned to indicate the levels of maintenance authorized to USE and REPAIR support items. The maintenance codes are entered in the third and fourth positions of the Uniform SMR Code format as follows:

(a) The maintenance code entered in the third position will indicate the lowest maintenance level authorized to remove, replace, and use the support item. The maintenance code entered in the third position will indicate one of the following levels of maintenance:

<i>Code</i>	<i>Application/Explanation</i>
-------------	--------------------------------

O	Support item is removed, replaced, used at the organizational level.
---	--

F	Support item is removed, replaced, used at the direct support level.
---	--

H	Support item is removed, replaced, used at the general support level.
---	---

(b) The maintenance code entered in the fourth position indicates whether the item is to be repaired and identifies the lowest maintenance level with the capability to perform complete repair (i.e., all authorized maintenance functions). This position will contain one of the following maintenance codes:

<i>Code</i>	<i>Application/Explanation</i>
-------------	--------------------------------

D	The lowest maintenance level capable of complete repair of the support item is the depot level.
---	---

Z	Nonreparable. No repair is authorized.
---	--

(3) *Recoverability code.* Recoverability codes are assigned to support items to indicate the disposition action on unserviceable items. The recoverability code is entered in the fifth position -of the Uniform SMR Code format as follows.

Recoverability

Codes	Definition
Z	Nonreparable item. When unserviceable, condemn and dispose at the level indicated in position 3.
D	Reparable item. When beyond lower level repair capability, return to depot. Condemnation and disposal not authorized below depot level.
L	Reparable item. Repair, condemnation, and disposal not authorized below depot/specialized repair activity level.
	<i>c National Stock Number.</i> Indicates the National stock number assigned to the item and will be used for requisitioning purposes.
	<i>d. Part Number.</i> Indicates the primary number used by the manufacturer (individual, company, firm, corporation, or Government activity), which controls the design and characteristics of the item by means of its engineering drawings, specifications, standards, and inspection requirements to identify an item or range of items.

NOTE

When a stock numbered item is requisitioned, the repair part received may have a different part number than the part being replaced.

e Federal Supply Code for Manufacturer (FSCM). The FSCM is a 5-digit numeric code listed in SB 708-42 which is used to identify the manufacturer, distributor, or Government agency, etc.

f Description. Indicates the Federal item name and, if required, a minimum description to identify the item.

g. Unit of Measure (U/M). Indicates the standard of the basic quantity of the listed item as used in performing the actual maintenance function. This measure is expressed by a two-character alphabetical abbreviation (e.g., ea, in, pr, etc). When the unit of measure differs from the unit of issue, the lowest unit of issue that will satisfy the required units of measure will be requisitioned.

h Quantity Incorporated in Unit. Indicates the quantity of the item used in the breakout shown on the illustration figure, which is prepared for a functional group, subfunctional group, or an assembly.

4. Special Information

a Usable on codes are shown in the description column. Uncoded items are applicable to all models.

Identification of the usable on codes used in this publication are:

Code	Used on
A2T	AN/GRR-23
4B8	AN/GRR-24

b The following publication pertains to the AN/GRR-23 and AN/GRR-24 and their components: TM 11-5820-805-14, Receivers, Radio AN/GRR-23 and AN/GRR-24

5. How to Locate Repair Parts

a. When National stock number or part number is unknown.

(1) *First.* Using the table of contents, determine the functional group within which the item belongs. This is necessary since illustrations are prepared for functional groups and listings are divided into the same groups.

(2) *Second.* Find the illustration covering the functional group to which the item belongs.

(3) *Third.* Identify the item on the illustration and note the illustration figure and item number of the item.

(4) *Fourth.* Using the Repair Parts Listing, find the figure and item number noted on the illustration.

b When National stock number or part number is known.

(1) *First.* Using the Index of National Stock Numbers and Part Numbers, find the pertinent National stock number or part number. This index is in NIIN sequence followed by a list of part numbers in alphameric sequence, cross-referenced to the illustration figure number and item number.

(2) *Second.* After finding the figure and item number, locate the figure and item number in the repair parts list.

6. Abbreviations

Not applicable.




Figure 1. Receivers, Radio AN/GRR-23 and AN/GRR-24 with Accessories

SECTION II

TM 11-5820-805-24P

(1) ILLUSTRATION		(2)	(3)	(4)	(5)	(6)	(7)	(8)
(a) FIG NO	(b) ITEM NO	SMR CODE	NATIONAL STOCK NUMBER	PART NUMBER	FSCM	DESCRIPTION USABLE ON CODE	U/M	QTY INC IN UNIT
						GROUP 00 RADIO RECEIVERS AN/GRR-23 AND AN/GRR-24		
1	1	XDFZZ		8004206G1	31550	FRAME ASSY RECEIVER.....	4B8 EA	1
1	1	XDFZZ		8004206G2	31550	FRAME ASSEMBLY	A2T EA	3
1	2	PAOZZ	6210-00-22-3017	132-0597	72619	LENS INDICATOR	EA	1
1	3	PAOZZ	6240-00-223-9100	M15098-10-001	81349	LAMP, GLOW.....	EA	1
1	4	PAHZZ	6210-O-845378	LH76-1	81349	LAMPHOLDER.....	EA	1
1	5	PAOZZ	5920-00-280-8342	F02A250V1A	81349	FUSE.....	EA	2
1	6	PAHZZ	5920-00-881-6584	FHL17G2	81349	FUSEHOLDER.....	EA	2
1	7	PAOZZ	5920-00-010-6652	F02A250V3A	81349	FUSE.....	EA	1
1	8	PAHZZ	5420-00-926-7517	FHL18G2-2	81349	FUSEHOLDER.....	EA	1
1	9	PAHZZ	5905-00-581-1393	RV6NAYSL252A	81349	RESISTOR.....	EA	1
1	10	PAHZZ	5310-00-161-2188	8006134-1	31550	NUT, MOUNTING.....	EA	2
1	11	PAHZZ	5905-00-581-1393	RV6NAYSL252A	81349	RESISTOR.....	EA	1
1	12	PAOZZ	5355-00-813-2078	MS91528-0018	96906	KNOB.....	EA	1
1	13	PAHZZ	5905-00-851-5648	RV6NASD502C	81349	RESISTOR.....	EA	1
1	14	PAHZZ	5935-00-850-8876	M39012-19-0001	81349	CONNECTOR.....	EA	2
1	15	PAHZZ	5310-00-197-4505	1224-Q2	78189	WASHER, LOCK TOOTH.....	EA	2
1	16	PACZZ	5365-00-413-4804	517689-1	31550	WASHER.....	EA	2
1	17	PAOZZ	5305-00-412-2528	8004856-1	31550	SCREW, CAPTIVE.....	EA	2
1	18	PAOZZ	5310-00-809-8544	MS27183-7	96906	WASHER, FLAT.....	EA	2
1	19	PAHZZ	5305-00-762-7482	MS35206202	96906	SCREW, MACHINE.....	EA	2
1	20	PAHZZ	5310-00-087-0057	MS27183-2	96906	WASHER, FLAT.....	EA	2
1	21	PAHZZ	5310-00-543-5060	MS35338-39	96906	WASHER, LOCK.....	EA	2
1	22	XDHZZ		8004586-5	31550	PLATE, IDENT.....	4B8 EA	1
1	22	XDHZZ		8004586-6	31550	PLATE, IDENT.....	A2T EA	1
1	23	PAHZZ	5315-00-273-8016	MS35672-17	96906	PIN.....	EA	2
1	24	XDHZZ		8004591-1	31550	DOOR, FRONT PANEL.....	EA	1
1	25	PAHLZ	5935-00-809-0786	MS3057-10A	96906	CLAMP.....	EA	1
1	26	PAHZZ	5820-00-008-4260	8004760G1	31550	HOLDER, ASSY CARD.....	EA	1
1	27	PAHZZ	5935-00-836-0949	MS3108R18-8S	96906	CONNECTOR.....	EA	1
1	28	XDHZZ		S512	82389	COVER, ACCESS.....	EA	1
1	29	PAHZZ	5935-00-683-2746	JJ034	81349	JACK.....	EA	1
1	30	PAHZZ	5930-00-655-1515	MS35058-23	96906	SWITCH.....	EA	1
1	31	PAHZZ	5310-00-470-3107	8105252-2	31550	WASHER, FLAT.....	EA	2
1	32	PAHZZ	5930-00-669-8120	7661K6	15605	SWITCH, TOGGLE.....	EA	1
1	33	PAHZZ	5935-00-107-1283	17484	14545	CONNECTOR.....	EA	1
1	34	PAHZZ	5935-00-843-7362	UP131M	81349	CONNECTOR.....	EA	1
1	35	PAOZZ	5935-00-809-0786	8006148G1	31550	CABLE KIT, INTERFACE.....	EA	1
1	36	XDCZZ		8006147G1	31550	CABLE ASSY.....	EA	1

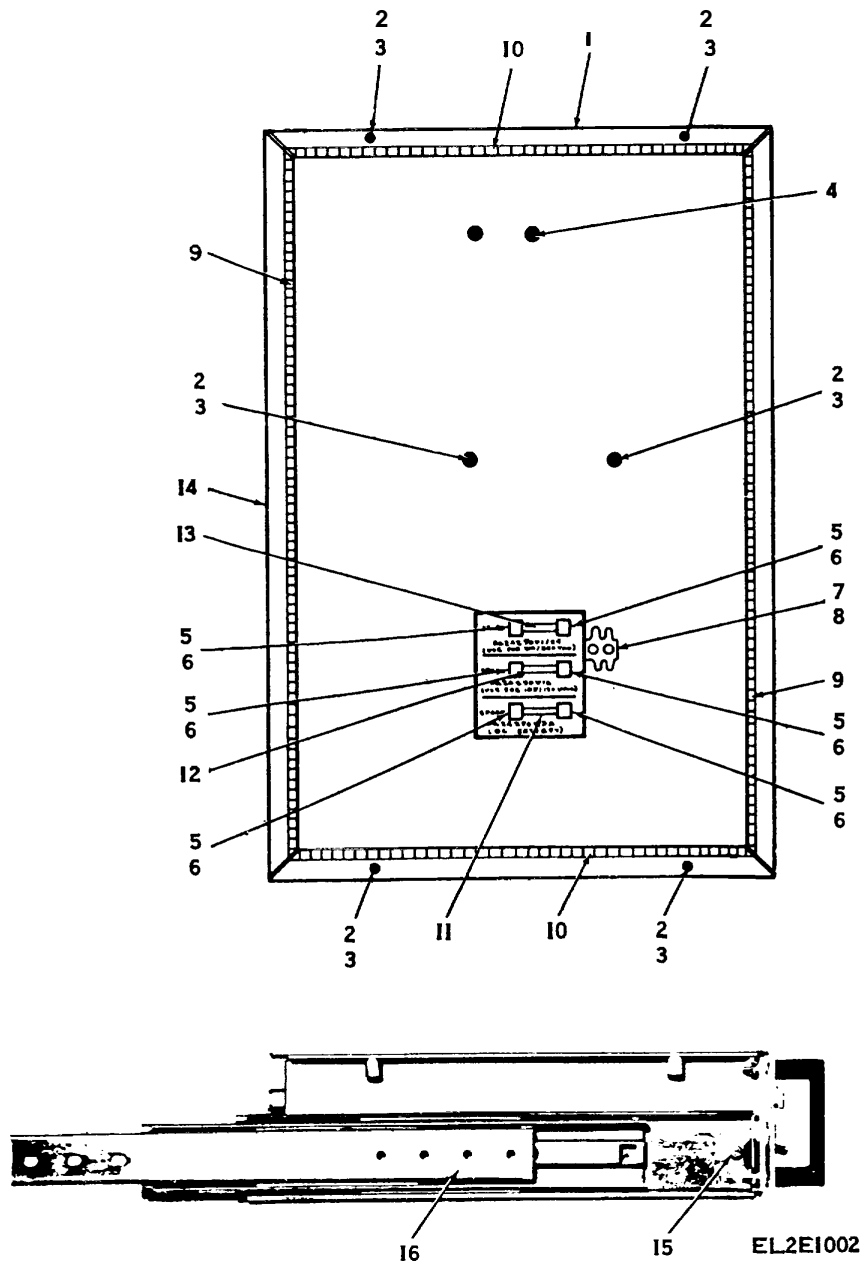


Figure 2. Receivers, Radio AN/GRR-23 and AN/GRR-24, Left View.

SECTION II

TM 11-5820-805-24P

(1) ILLUSTRATION		(2)	(3)	(4)	(5)	(6)	(7)	(8)
(a) FIG NO	(b) ITEM NO	SMR CODE	NATIONAL STOCK NUMBER	PART NUMBER	FSCM	DESCRIPTION USABLE ON CODE	U/M	QTY INC IN UNIT
2	1	XDFDD		800487G	31550	COVER ASSY RECEIVER	EA	1
2	2	PAFZZ	5365-00-413-4804	517689-1	31550	WASHER, NCN-METALLIC	EA	6
2	3	PAFZZ	5305-00-455-2630	LP51959-31	03038	SCREW, SELF-LOCKING.....	EA	6
2	4	XDHZZ		207-140201-00	02768	BUTTON , PLUG.....	EA	2
2	5	PAHZZ	5999-00-244-5391	101001	75915	FUSEHOLDER.....	EA	6
2	6	PAHZZ	5320-00-995-7173	MS16535-132	96906	RIVET	EA	6
2	7	PAHZL	5940-00-234-2755	8004962-1	31550	SHIELD,RFI.....	EA	1
2	8	PAHZZ	5325-00-023-4967	56125	61957	EYELET,FLAT FLANGE	EA	2
2	9	XDHZZ		8004295-1	31550	SHIELD, RADIO FREQ.....	EA	2
2	10	XDHZZ		8004295-2	31550	SHIELD, RADIO FREQ.....	EA	2
2	11	PAOZZ	5920-00-010-6652	F02A250V3A	81349	FUSE	EA	1
2	12	PAOZZ	5920-00-280-8342	F02A250V1A	81349	FUSE	EA	1
2	13	PAOZZ	5920-00-280-8344	F02A250V1-2A	81349	FUSE	EA	1
2	14	XDFZZ		8004587-1	31550	COVER, RECEIVER	EA	1
2	15	PAHZZ	5305-00-498-6191	MS35206-243	96906	SCREW, MACHINE	EA	4
2	16	XDHZZ		310014	05236	SLIDE, DRAWER EXTEN.....	EA	2




Figure 3. Receivers, Radio AN/GRR-23 AND AN/GRR-24, TOP VIEW

SECTION II

TM 11-5820-805-24P

(1) ILLUSTRATION		(2)	(3)	(4)	(5)	(6)	(7)	(8)
(a) FIG NO	(b) ITEM NO	SMR CODE	NATIONAL STOCK NUMBER	PART NUMBER	FSCM	DESCRIPTION <i>USABLE ON CODE</i>	U/M	QTY INC IN UNIT
3	1	PAFDL	5820-00-494-3619	8004244G1	31550	AMPLIFIER ,AUDIO	EA	1
3	2	PAFDL	5820-00-494-3661	8004239G1	31550	PREAMPLIFIER.....	EA	1
3	3	PAFDL	5820-00-494 36.1	8004247G1	31550	AMPLIFIER , INTER	EA	1
3	4	PAHZZ	5995-00-006-9147	8004878G1	31550	CABLE, ASSY ELECT.....	EA	1
3	5	XDHZZ		516665-2	31550	MARKER, IDENT.....	EA	1
3	6	PAHZZ	5935-00-913-2925	UG1466U	81349	CONNECTOR	EA	1
3	7	XDFDL		8116765G1	31550	LIMITER, ELECTRICAL NOISE.....	EA	1
3	8	PAFDL	5820-00-401-8061	8004240G2	31550	MIXER MULTIPLIER.....	EA	1
3	9	PAFDL	58200-492-7583	8004241G2	31550	MIXER-MULTIPLIER	EA	1
3	10	PAFDL	5820-00-471-2232	8004290G2	31550	OSCILLATOR.....	EA	1
3	11	PAHZZ	5935-00-482-5043	8006125	31550	ADAPTER , MODIFIED	EA	1
3	12	PAFDL	5820-00-222-3901	8004245G1	31550	POWER SUPPLY.....	EA	1
3	13	PAHZZ	5305-00-95d-5483	MS35190-221	96906	SCREW.MACHINE.....	EA	2
3	14	XDHZZ		8004832-1	31550	PLATE, INSTRUCTION	EA	1

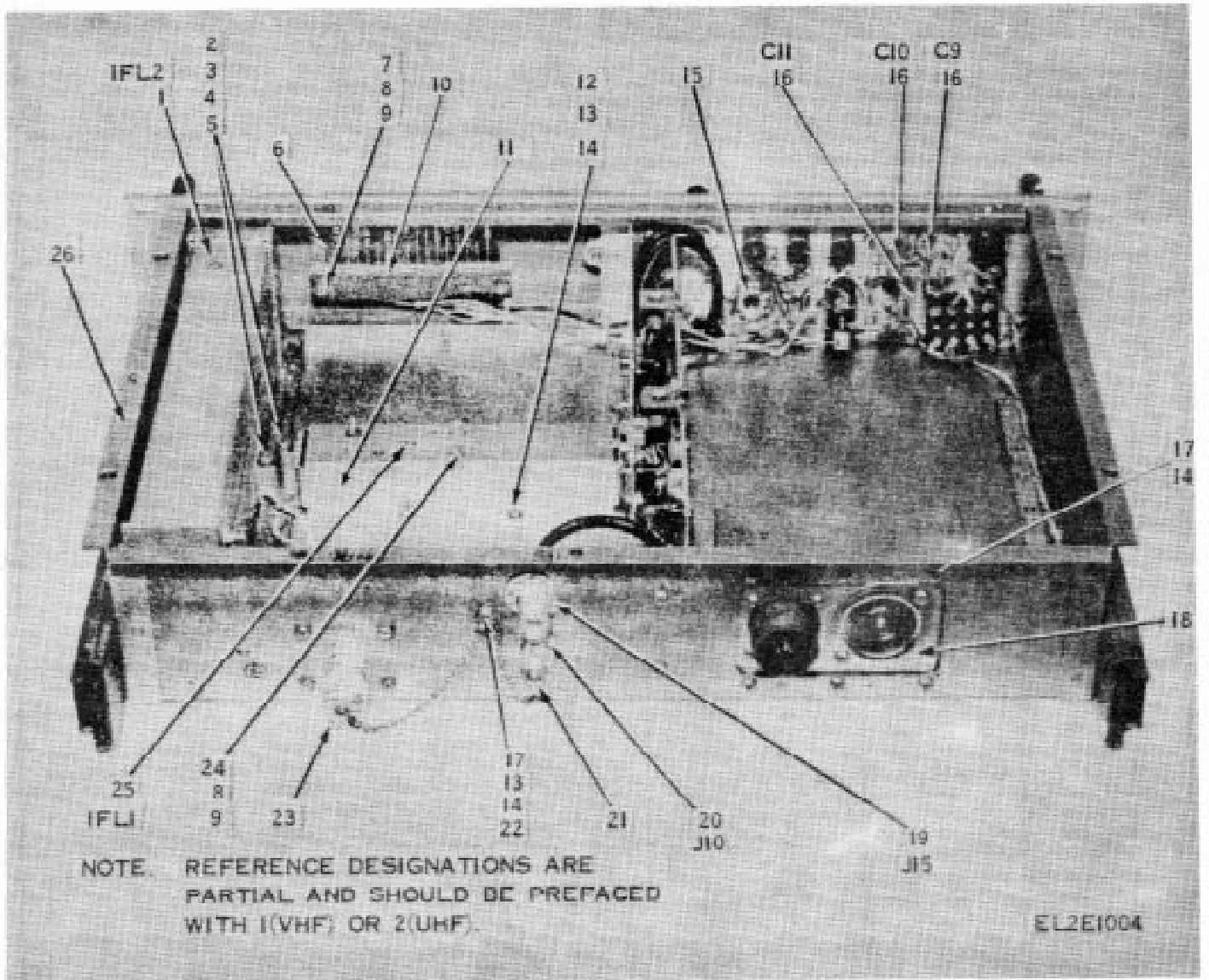


Figure 4. Receivers, Radio AN/GRR-23 and AN/GRR-24, Top View (Rear Side).

SECTION II

TM 11-5820-805-24P

(1) ILLUSTRATION		(2)	(3)	(4)	(5)	(6)	(7)	(8)
(a) FIG NO	(b) ITEM NO	SMR CODE	NATIONAL STOCK NUMBER	PART NUMBER	FSCM	DESCRIPTION <i>USABLE ON CODE</i>	U/M	QTY INC IN UNIT
4	1	PAFZZ	5915-00-410-5126	8004243G1	31550	FILTER, TUNABLE, VHF..... A2T	EA	1
4	1	PAFZZ	5915-00-520-3491	8004242G1	31550	FILTER, TUNABLE, UHF..... 4B8	EA	1
4	2	PAFZZ	5305-00-984-6191	MS35206-243	96906	SCREW, MACHINE.....	EA	2
4	3	PAFZZ	530500-984-6197	MS35206-249	96906	SCREW, MACHINE.....	EA	2
4	4	PAFZZ	5310-C-809-8544	MS27183-7	96906	WASHER.....	EA	4
4	5	PAFZZ	5310-00-045-3299	MS35338-42	96906	WASHER, LOCK.....	EA	5
4	6	XDHZZ		509137-1	31550	PLATE, IDENTIFICATION.....	EA	1
4	7	PAHZZ	5305-00-889-2999	MS35206-217	96906	SCREW, MACHINE.....	EA	2
4	8	PAHZZ	5310-00-950-1310	MS27183-4	96906	WASHER.....	EA	4
4	9	PAHZZ	5310-00-543-2410	MS35338-40	96906	WASHER FLAT.....	EA	4
4	10	PAHZZ	5935-00-493-5318	672-17	95238	CONNECTOR, TEST PT.....	EA	1
4	11	XDHZZ		8004749G1	31550	BRACKET MOUNTING.....	EA	1
4	12	PAHZZ	5305-00-984-4983	MS35206-226	96906	SCREWC, MACHINE.....	EA	4
4	13	PAHZZ	5310-00-983-8483	MS27183-5	96906	WASHER, FLAT.....	EA	5
4	14	PAHZZ	5310-00-045-4007	MS35338-41	96906	WASHER, LOCK.....	EA	11
4	15	PAHZZ	6350-00-809-4849	BIC90	25088	PROTECTOR,VOLTAGE.....	EA	1
4	16	PAHZZ	5910-00-821-5215	CK6OAX471K	81349	CAPACITCR.....	EA	3
4	17	PAFZZ	5305-00-984-4988	MS35206-228	96906	SCREW, MACHINE.....	EA	7
4	18	PAFDL	5820-00-492-7222	8006068G1	31550	CONNECTOR.FILTER.....	EA	1
4	19	XDHZZ		502082-1	31550	CONNECTOR.PLUG.....	EA	1
4	20	PAHZZ	5935-00-615-7608	UG556BU	81349	CONNECTOR.....	EA	1
4	21	PAHZZ	5935-00-885-2264	M39012-25-0006	81349	COVER, CONNECTOR.....	EA	1
4	22	PAHZZ	5310-00-934-9747	MS35649-262	96906	NUT,HEXAGON.....	EA	1
4	23	PAHZZ	5935-00-493-5317	KNB9-26	91836	COVER, CONNECTOR.....	EA	1
4	24	PAHZZ	5310-00-810-7785	NAS671-4	80205	NUT, HEXAGON.....	EA	2
4	25	PAHZZ	5915-00-493-0494	505504-4	31550	FILTER, BANDPASS.....	EA	1




Figure 5. Receivers, Radio AN/GRR-23 and AN/GRR-24, Top View (Right Side)

SECTION II

TM 11-5820-805-24P

(1) ILLUSTRATION		(2)	(3)	(4)	(5)	(6)	(7)	(8)
(a) FIG NO	(b) ITEM NO	SMR CODE	NATIONAL STOCK NUMBER	PART NUMBER	FSCM	DESCRIPTION <i>USABLE ON CODE</i>	U/M	QTY INC IN UNIT
5	1	XDFZZ		8004517-2	31550	HANDLE, BW.....	EA	2
5	2	PAHZZ	5940-00-258-2124	151	79963	TERMINAL, LUG.....	EA	1
5	3	PAHIZ	5940-00-817-16611	2102-06-03	18189	TERMINL,LUG.....	EA	5
5	4	PAHZZ	5305-00-059-4550	MS35190-235	96906	SCREW, MACHINE.....	EA	3
5	5	PAHZZ	5310-00934-9747	MS35649-262	96906	NUT, HEXAGON.....	EA	8
5	6	XDHZZ		8004512GI	31501	CHASSIS,ELECT EQUIP.....	EA	1
5	7	PAHZZ	5305-00-889-3C00	MS35206-230	96906	SCREW, MACHINE.....	EA	2
5	8	PAHZZ	5305-00-984-4984	MS35206-227	96906	SCREW.....	EA	2
5	9	PAHZZ	5305-00-059-4952	MS35190-2371	96906	SCREW.....	EA	7
5	10	PAHZZ	5935-00-890494	DO20418-2	71468	RETAINER, ELECT.....	EA	4
5	11	PAFZZ	5999-00-0071-790	512139-2	31550	GASKET, SHIELDING.....	EA	1
5	12	XDOZZ		8105252-8	31550	WASHER, FLAT.....	EA	1
5	13	PAHZZ	5995-00-228-4757	80049281	31550	CABLE ASSY.....	EA	1
5	14	PAHZL	5995-00-255-1872	800-49291	31550	CABLE ASSY.....	EA	1
5	15	XDHZZ		50-011-3141	98291	CONNECTOR, PLUG.....	EA	1
5	16	XDHZZ		8004747G1	31550	COUPLER,ANTENNA UHF.....	4B8 EA	1
5	16	XDHZZ		8004503GI	31550	COUPLER,ANTENNA VHF.....	A2T EA	1
5	17	PAHZL	5305-00-993-0190	MS35206-214	96906	SCREW, MACHINE.....	EA	4
5	18	PAHZZ	5310-00-983-8483	MS2T183-5	96906	WASHER, FLAT.....	EA	5
5	19	PAHZZ	593-00-496-8190	DEC9SF0	71468	CONNECTOR, PLUG.....	EA	3
5	20	PAHZZ	3120-00-180-6779	8004821-1	31550	BUSHING SLEVE.....	EA	11
5	21	XOHZZ		800420961	31501	PANEL ASSY, FRONT.....	EA	1
5	22	PAFZZ	5305-00-622-S471	8006103-5	31550	SCREW, MACHINE.....	EA	4
5	23	PAFZZ	5310-00-809-8544	MS27183-7	96906	WASHER,FLAT.....	EA	4
5	24	PAFZZ	5310-00-045-3299	MS35338-42	96906	WASHER, LOCK.....	EA	4
5	25	PAFZZ	5310-001-25-4112	NAS671-8	80205	NUT, HEXAGON.....	EA	4
5	26	PAHZZ	5305-00-984-4983	MS35206-226	96906	SCREW, MACHINE.....	EA	2
5	27	XDHZZ		DA015SFO	71468	CONNECTOR, PLUG.....	EA	4
5	28	PAHZZ	5999-00-465-9992	030-1953-008	71468	CONTACT,ELECTRICAL.....	EA	59
5	29	PAHZZ	5940-00-727-5243	1504-1-0519	71279	TERMINAL,STUD.....	EA	1
5	30	PAHZZ	5310-00-045-4007	MS3533841	96906	WASHER,LOCK.....	EA	1

NATIONAL STOCK NUMBER AND PART NUMBER INDEX

NOTE: LATEST NATIONAL STOCK NUMBER AND PART NUMBER ASSIGNMENTS ARE INCLUDED AT END OF INDEX

STOCK NUMBER	FIGURE NO.	ITEM NO.	STOCK NUMBER	FIGURE NO.	ITEM NO.
5995-00-006-9787	3	4	5820-00-494-3621	3	3
5999-00-007-7905	5	11	5935-00-496-8190	5	19
5820-00-008-4260	1	26	5915-00-520-3491	4	1
5520-00-010-6652	1	7	5310-00-543-2410	4	9
5920-00-010-6652	2	11	5310-00-543-5060	1	21
5325-00-023-4967	2	8	5905-00-581-1393	1	9
5310-00-045-3299	4	5	5905-00-581-1393	1	11
5310-00-045-3299	4	13	5935-00-615-7608	4	20
5310-00-045-3299	5	24	5305-00-622-9479	5	22
5310-00-045-4007	4	14	5930-00-655-1515	1	30
5310-00-045-4007	5	30	5930-00-669-8120	1	32
5305-00-059-4550	5	4	5935-00-683-2746	1	29
5305-00-059-4552	5	9	5310-00-725-4712	5	25
5310-00-087-0051	1	20	5305-00-762-7482	1	19
5935-00-101-1283	1	33	5935-60-809-0786	1	25
5310-00-161-2188	1	10	5310-00-809-8544	1	18
3120-00-180-6779	5	20	5310-00-809-8544	4	4
5310-00-197-4505	1	15	5310-00-809-8544	5	23
			5310-00-810-7185	4	24
5820-00-222-3901	3	12	5355-00-813-2078	1	12
6240-00-223-9100	1	3	5940-00-811-6611	5	3
5995-00-228-4157	5	13	5910-00-821-5215	4	16
6210-00-229-3017	1	2	5935-00-836-0949	1	21
5940-00-234-2755	2	7	6210-00-843-5378	1	4
5999-00-244-5391	2	5	5935-00-843-7362	1	34
5995-00-255-1872	5	14	5935-00-850-8816	1	14
5940-00-258-2124	5	2	5905-00-851-5648	1	13
5315-00-213-8016	1	23	5920-0-0881-6584	1	6
3920-00-280-8342	1	5	5305-00-889-2999	4	7
5920-00-280-8344	2	12	5305-00-889-3000	5	7
5920-00-280-8344	2	13	5935-00-898-0494	5	10
5820-00-401-8061	3	8	5920-00-926-7517	1	8
			5310-00-934-9747	4	22
5305-00-412-2528	1	11	5310-00-934-9747	5	5
5365-00-413-4804	1	16	5310-00-950-1310	4	8
5365-00-413-4804	2	2			
5305-00-455-2630	2	3	5305-00-958-5483	3	13
5599-00-465-9992	5	28	5305-00-984-4983	4	12
5310-00-470-3107	1	31	5305-00-984-4983	5	26
5820-00-492-7222	4	18	5305-00-984-4984	5	8
5820-00-492-7583	3	9	5305-00-984-4948	4	17
5915-00-493-0494	4	25	5305-00-984-6191	2	15
5935-00-493-5317	4	23	5305-00-984-6191	4	2
5935-00-493-5318	4	10	5305-00-984-6157	4	3
5820-00-494-3619	3	1	5305 00-993-0190	5	17

PART NUMBER	FSCM	FIG. NO.	ITEM NO.	PART NUMBER	FSCM	FIG. NO.	ITEM NO.
B1090	25088	4	15	MS535206-202	96906	1	19
CK6OAX471K	81349	4	16	MS35206-214	96906	5	17
CAC15SF0	71468	5	27	MS35206-217	96506	4	7
CEC9SF0	71468	5	19	MS35206-226	96906	4	12
C20418-2	71468	5	10	MS35206-226	96906	5	26
FHLI7G2	81349	1	6	MS35206-227	96906	5	8
FHL18G2-2	81349	1	8	MS35206-228	96906	4	17
F02A250V1-2A	81349	2	13	MS35206-230	96506	5	7
F02A250V1A	81349	1	5	MS535206-243	96906	2	15
F02A250V1A	81349	2	12	MS35206-243	96906	4	2
FO2A25OV3A	81349	1	7	MS35206-249	96906	4	3
F02A250V3A	81349	2	11	MS35338-35	96906	1	21
JJC34	81349	1	29	MS35338-40	95906	4	9
KK89-26	91836	4	23	MS35338-41	96906	4	14
LH76-1	81349	1	4	MS35338-41	96906	5	30
LP51959-31	03038	2	3	MS35338-42	96906	4	5
MS16535-132	96906	2	6	MS35338-42	96906	4	13
MS27183-2	96906	1	20	MS3533-42	96506	5	24

MS27183-4	96906	4	8	MS35649-262	96906	4	22
MS27183-5	96906	4	13	MS35649-22	96906	5	5
MS27183-5	96906	5	18	MS35672-17	96906	1	23
MS27183-7	96906	1	18	MS91528-0D1B	96906	1	12
MS27183-7	96906	4	4	M15098-10-001	81349	1	3
MS27183-7	96906	5	23	M39012-19-0001	81349	1	14
MS3057-10A	96906	1	25	M39012-25-0006	81349	4	21
MS3108RD-85	56906	1	27	NAS671-4	80205	4	24
MS35058-23	96906	1	30	NAS671-8	80205	5	25
MS35190-221	96906	3	13	RV6NAYSD502C	81349	1	13
MS35190-235	96906	5	4	RV6NAYSL2 52A	81349	1	9
MS35190-231	56906	5	9	RV6NAYSL252A	81349	1	11

NATIONAL STOCK NUMBER AND PART NUMBER INDEX

PART NUMBER	FSCM	FIG. NO.	ITEM NO.	PART NUMBER	FSCM	FIG. NO.	ITEM NO.
S512	82389	1	28	8004247G1	31550	3	3
S6125	61557	2	8	8004290G2	31550	3	10
OG1466U	81342	3	6	8004295-1	31550	2	9
OG556RU	81349	4	20	8004295-2	31550	2	10
OP131M	61349	1	34	8004512G1	31550	5	6
030-1953-000	71468	5	28	8004517-2	31550	5	1
101001	75915	2	5	8004518G1	31550	4	26
1224-02	78189	1	15	8004586-5	31550	1	22
132-CSS7	72619	1	2	8004587-1	31550	2	14
1504-1-0519	71279	5	29	8004591-1	31550	1	24
151	79963	5	2	800474701	31550	5	16
207-140201-00	02768	2	4	8004749G1	31550	4	11
2102-06-03	78189	5	3	8004760G1	31550	1	26
310014	05236	2	16	8004821-1	31550	5	20
50-011-3141	98291	5	15	8004832-1	31550	1	14
502082-1	31550	4	19	8004856-1	31550	1	17
505504-4	31550	4	25	800487G1	31550	2	1
5091137-1	31550	4	6	8004878G1	31550	3	4
512139-2	31550	5	11	8004528G1	31550	5	13
516665-2	31550	3	5	8004929G1	31550	5	14
517689-1	31550	1	16	8004962-1	31550	2	7
517689-1	31550	2	2	8006068G1	31550	4	18
672-17	95238	4	10	8006103-5	31550	5	22
7484	74545	1	33	8006125	31550	3	11
7611K6	15605	1	32	8006134-1	31550	1	10
8004206G1	31550	1	1	8006147G1	31550	1	36
8004209G1	31550	5	21	8006148G1	31550	1	35
8004240G2	31550	3	8				
8004241G2	31550	3	9	8105252-2	31550	1	31
8004242G1	31550	4	1	8105252-8	31550	5	12
8004244G1	31550	3	1	8116765G1	31550	3	7
8004245G1	31550	3	12				

LATEST NATIONAL STOCK NUMBER ASSIGNMENTS

STOCK NUMBER	FIG. NO.	ITEM NO.
5915-00-410-5126	4	1
5935-00-482-5043	3	11
5940-00-727-5243	5	29
5935-00-809-0786	1	35
6350-00-809-4849	4	15
5935-00-913-2925	3	6
5310-00-983-8483	4	13
5310-00-983-8483	5	18
5320-00-995-7173	2	6

ADDITIONAL LATEST NATIONAL STOCK NUMBER ASSIGNMENTS

STOCK NUMBER	FIG. NO.	ITEM NO.
5920-00-494-3616	3	2
5820-00-4712232	3	10
5935-00-885-2264	4	21

LATEST PART NUMBER ASSIGNMENTS

PART NUMBER	FSCM	FIG. NO.	ITEM NO.
8004206G2	31550	1	1
8004243G1	31550	4	1
8004503G1	31550	5	1
8004586-6	31550	1	22

ADDITIONAL LATEST PART NUMBER ASSIGNMENT

PART NUMBER	FSCM NO.	FIG NO.	ITEM
8004239G1	31550	3	2

By Order of the Secretary of the Army:

Official:


BERNARD W. ROGERS
General, United States Army
Chief of Staff

PAUL T. SMITH
Major General, United States Army
The Adjutant General

DISTRIBUTION:

To be distributed in accordance with DA Form 12-51, Organizational maintenance requirements for AN/GRR-23 and AN/GRR-24.

RECOMMENDED CHANGES TO EQUIPMENT TECHNICAL PUBLICATIONS



THEN... JOT DOWN THE DOPE ABOUT IT ON THIS FORM, CAREFULLY TEAR IT OUT, FOLD IT AND DROP IT IN THE MAIL!

SOMETHING WRONG WITH THIS PUBLICATION?

FROM: (PRINT YOUR UNIT'S COMPLETE ADDRESS)

DATE SENT

PUBLICATION NUMBER
TM 11-5825-270-10

PUBLICATION DATE
23 Jul 81

PUBLICATION TITLE
Radio Frequency R-2176/FRN

BE EXACT... PIN-POINT WHERE IT IS				IN THIS SPACE TELL WHAT IS WRONG AND WHAT SHOULD BE DONE ABOUT IT:
PAGE NO.	PARA-GRAPH	FIGURE NO.	TABLE NO.	

PRINTED NAME, GRADE OR TITLE, AND TELEPHONE NUMBER

SIGN HERE:

TEAR ALONG PERFORATED LINE

